


UNICO ART

Up to 3.0 kW of power, with inverter motor

Cod. 02121

Cod. 02120




RECLAIMED REFRIGERANT

It uses R410A reclaimed refrigerant gas. This refrigerant, identical to virgin refrigerant in purity and specifications, is reclaimed from existing industrial processes and subsequently re-processed. By avoiding the production of virgin refrigerant, Unico contributes to the development of a circular economy.



INVERTER TECHNOLOGY

The motor speed is constantly adjusted according to the set temperature, to optimise energy consumption.



PURE SYSTEM

Equipped with a multi-filtering system, consisting of an electrostatic filter (with anti-dust function) and activated carbon filter (effective against unpleasant odours).



HEAT PUMP

Heat pump air conditioner. Thanks to this feature you can replace or support traditional heating in intermediate seasons (only in HP version).

FEATURES

Max Power: 3.0 kW

Available in the versions: SF (Cool Only) - HP (Heat Pump)

Cooling class **A**

R410A reclaimed refrigerant gas

Large flap for the homogeneous diffusion of air in the environment

Equipped with a multi-filtering system, consisting of an electrostatic filter (with anti-dust function) and activated carbon filter (effective against unpleasant odours).

Multifunction remote control

FUNCTIONS

Cooling, heating (HP only), dehumidification and ventilation

















Economy function: allows energy savings, automatically optimising machine performance

Auto function: modulates the operating parameters in relation to the room temperature.

Sleep function: gradually increases the set temperature and ensures reduced noise for better night-time well-being.

24 H timer



			Unico Smart 12 SF	Unico Smart 12 HP	Unico Art 12 SF CVA	Unico Art 12 HP CVA
PRODUCT CODE			01493	01494	02121	02120
EAN CODE			8021183014938	8021183014945	8021183021219	8021183021202
Cooling power (min/max)		kW	-	-	1,8 / 3,0	1,8 / 3,0
Heating power (min/max)		kW	-	-	-	1,8 / 3,1
Nominal cooling capacity (1)	Prated	kW	 2,7	 2,7	 2,6	 2,6
Nominal heating capacity (1)	Prated	kW	-	 2,5	-	 2,4
Nominal power consumption for cooling (1)	PEER	kW	1,0	1,0	1,0	1,0
Nominal absorption for cooling (1)		A	4,3	4,3	-	4,60
Nominal power consumption for heating (1)	PCOP	kW	-	0,8	-	0,8
Nominal absorption for heating (1)		A	-	3,3	-	3,80
Nominal energy efficiency index (1)	EERd		2,6	2,6	2,6	2,6
Nominal efficiency coefficient (1)	COPd		-	3,1	-	3,1
Energy efficiency class in cooling (1)						
Energy efficiency class in heating (1)			-		-	
Energy consumption in "thermostat off" mode	PTO	W	14,0	14,0	29	29
Energy consumption in "standby" mode (EN 62301)	PSB	W	0,5	0,5	0,5	0,5
Energy consumption for double pipe appliances (1) cooling function	QDD	kWh/h	1,0	1,0	1,0	1,0
Energy consumption for double pipe appliances (1) heating function	QDD	kWh/h	-	0,8	-	0,8
Supply voltage	V-F-Hz		230-1-50	230-1-50	230-1-50	230-1-50
Supply voltage (min/max)	V		198 / 264	198 / 264	198 / 264	198 / 264
Maximum power consumption in cooling mode (1)		kW	-	-	0,6 / 1,4	0,6 / 1,4
Absorption in cooling mode (min/max)		A	-	-	2,7 / 6,4	2,7 / 6,4
Absorbed power in heating mode (min/max)		kW	-	-	-	0,5 / 1,3
Maximum absorption in heating mode (min/max)		A	-	-	-	2,4 / 5,9
Maximum power consumption with electric resistance heating		kW	-	-	-	-
Maximum absorption with electric resistance heating		A	-	-	-	-
Dehumidification capacity	l/h		0,9	1,1	1,1	1,1
Air flow rate in cooling environment (max/med/min)	m³/h		490 / 430 / 360	490 / 430 / 360	490 / 430 / 360	490 / 430 / 360
Air flow rate in heating environment (max/med/min)	m³/h		-	450 / 400 / 330	-	490 / 430 / 360
Air flow rate with electric resistance heating environment	m³/h		-	-	-	-
External air flow rate in cooling (max/min)	m³/h		520 / 350	500 / 340	520/350	500 / 340
External air flow rate in heating (max/min)	m³/h		-	500 / 340	-	500 / 340
Internal ventilation speed			3	3	3	3
External ventilation speed			3	3	6	6
Diameter wall holes**	mm		162/202	162/202	162 / 202	162 / 202
Electric resistance heating			-	-	-	-
Maximum remote control range (distance / angle)	m / °		8 / ±80°	8 / ±80°	8 / ±80°	8 / ±80°
Dimensions (WxHxD) (without packaging)	mm		902 x 516 x 229	902 x 516 x 229	902 x 506 x 229	902 x 506 x 229
Dimensions (WxHxD) (with packaging)	mm		980 x 610 x 350	980 x 610 x 350	980 x 610 x 350	980 x 610 x 350
Weight (without packaging)	kg		40	40	39	40
Weight (with packaging)	kg		44	44	43	43
Internal sound pressure (min/max) (2)		dB(A)	 33-42	 33-42	 33-43	 33-43
Internal sound power level (EN 12102)	LWA	dB(A)	57	57	58	58
Degree of protection provided by covers			IP20	IP 20	IP 20	IP 20
Refrigerant gas*	Type		R410A	R410A	R410A reclaimed	R410A reclaimed
Global warming potential	GWP		2088	2088	2088	2088
Refrigerant gas charge	kg		0,54	0,55	0,57	0,58
Maximum operating pressure	MPa		3,6	3,6	4,15	4,15
Power cable (N° pole x section mm²)			3 x 1,5	3 x 1,5	3 x 1,5	3 x 1,5

LIMITS OF OPERATING CONDITIONS

Indoor ambient temperature	Maximum temperature in cooling	DB 35°C - WB 24°C	DB 35°C - WB 24°C
	Minimum temperature in cooling	DB 18°C	DB 18°C
	Maximum temperature in heating	DB 27°C	DB 27°C
	Minimum temperature in heating	-	-
Outdoor ambient temperature	Maximum temperature in cooling	DB 43°C - WB 32°C	DB 43°C - WB 32°C
	Minimum temperature in cooling	-	-
	Maximum temperature in heating	DB 24°C - WB 18°C	DB 24°C - WB 18°C
	Minimum temperature in heating	DB -15°C	DB -15°C

(1) Test conditions: the data refer to the EN14511 standard - HEATING MODE: Temperature: outdoor environment DB 7°C / WB 6°C; indoor environment DB 20°C / WB 15°C - COOLING MODE: outdoor ambient temperature DB 35°C / WB 24°C; indoor environment DB 27°C / WB 19°C

(2): Declaration of test data in a semi-anechoic chamber at a distance of 2m, minimum pressure in ventilation only.

* Hermetically sealed equipment containing fluorinated gas with GWP equivalent 2088.

** Machine supplied with 202 mm wall opening grilles. If necessary, to replace an old Unico, the machine can also be installed with holes of 162 mm in diameter.